

Waverly Road Presbyterian Church Food Pantry 2022 Annual Report

Summary

The WRPC Food Pantry had a different, but still successful year in 2022. Statistics tell only part of the story, as the real value of our collective effort lies in the relief of human suffering in the name of Jesus Christ in a regular, tangible way, even amid tremendous upheaval.

Attached to this report are several graphs and charts that provide the details of what was accomplished in 2022. Table 1 below provides an overall summary of 2022, as compared to 2021:

Table 1: Food Pantry Summary Data

Item	2021	2022	Change
Total Bags Served	1236	1831	+595
Total Households Served	N/A	N/A	N/A
Average Visits per Family	N/A	N/A	N/A
Average Bags Served per Month	103	152.6	+49
Total People Served	3708 (est.)	5493 (est.)	+1785
Average People Served per Month	309	458	+149
Average Family Size	N/A	N/A	N/A
Net Income	\$31,720.36	\$33,042.01	+\$1,321.65
Net Expenditures	\$7,391.16	\$20,241.86	+\$12,850.70

Total Volunteers who worked in 2022: 50

2022 Highlights

During 2022, Peter Lodol served as the Food Pantry Director and Susan Lodol continued to coordinate the Christmas Card Project. Jane Hunter organized the repackaging of bakery products from Panera Bread’s “Day-End Dough-Nations®” program. Barbara Lane will be stepping in as interim coordinator for Jane for the first part of 2023.

While the vast majority of the Food Pantry’s clients are most likely coming from the city of Kingsport, we had no firm data to go by, as we discontinued keeping computer-based data at the onset of the pandemic restrictions in March 2020. In 2021, both Second Harvest and Food City were the Food Pantry’s primary source of supply.

The basic bag for 2022 was again variable, dependent upon availability from Second Harvest. As of the beginning of 2022, the Second Harvest procurement is now being shared between Craig Sass, Peter Lodal, and the Eldredge family (Diana, Eddie, and Michael), with Steve Bingham as an alternate.

Panera Bread in Kingsport continued their “Day-End Dough-Nations[®]” program of donating bakery products not sold on Wednesdays for our distribution on Fridays. While the amount varies from week to week, on average we receive about 100 pounds of bread, bagels, and other baked goods. These baked goods have been well received by our clients. Extras were shared with the Friendship Diner (currently serving weekend breakfast at First Presbyterian Church, Kingsport), Kitchen of Hope, Salvation Army, Shades of Grace, and the Waverly Road Child Care Center.

2022 saw a substantial increase in the number of bags served, with our weekly average increasing significantly over 2021, after a two-year period of declining numbers. The distribution method for all of 2022 was the same as for 2021--pre-packed bags (with extras available) being distributed outdoors under the Fellowship Hall awning. Some of our extras are placed in the Blessing Box when the Food Pantry closes at noon on Friday for self-pickup. Most importantly, as we did in 2021, our Food Pantry remained open every Friday of 2022 thanks to the dedication of our volunteers.

Financially, our position remains strong. While we had a slight increase in giving of \$1,321.65, our expenses were well-controlled though noticeably higher than in 2021. Our year-end balance was over \$82,000, the strongest starting balance for the Food Pantry in more than 20 years. For the second year in a row, we did not request a contribution from the Mission Action Plan, thus freeing up those funds for other mission needs.

The Christmas Card Project and year-end giving was again a success, generating a total of \$6,200 with 122 cards delivered. The card was created by Judi Easley, Karen Carman, and Amy Boyles. Cards were assembled by the Sunday Sisters (Sunday School Class). The chart on page 7 shows the history of the Christmas Card project since its inception in 1993. In that time, more than 3,000 cards have been sent and more than \$155,200 has been donated to the Food Pantry through this project and year-end giving.

2022 Funding

Funding for the Waverly Road Food Pantry in 2022 came from multiple sources, as shown in Table 2:

Table 2: Funding Sources

Funding Source	Dollar Amount	% Receipts
WRPC Mission Action Plan	\$0	0%
Individual Contributions	\$19,102.50	58.8%
Memorial Contributions	\$4,230.00	13.0%
Holston Presbytery Hunger Grant awarded in 2021, paid in 2022.	\$916.26	2.8%
FEMA Grant	\$2,724.00	11.5%
KVAT (Food City) Contribution (Race Against Hunger)	\$3,000.00	9.2%
Christmas Card and End-of-Year Donations (included in Individual Contribution Total)	\$6,200	19.1%
Outside Organization Donations	\$1,691.26	5.2%
Churches	\$1,691.26	
Others	\$0	
TOTAL	\$32,465.52	100%

As can be seen from the data, a substantial portion of the Food Pantry budget comes from significant individual contributions (both financial and in-kind), as well as from non-WRPC groups. The contributing groups include:

Churches and Community Groups

- First Presbyterian Church, Kingsport
- Preston Hills Presbyterian Church
- Holston Presbytery
- Cora Cox Academy, Kingsport City Schools

WRPC Groups

- Waverly Road Child Care Center—bagging of toilet paper for distribution on Friday.

We have received donations of money, food, and time from these groups. First Presbyterian collects a White Gift Offering of both food and financial contributions each December that comes to us in the way of a generous check and a number of filled bags of groceries ready to distribute, as the photo below shows:



Preston Hills Presbyterian members have been regular volunteers and substitutes again for us in 2022. Cora Cox Academy students and teachers again volunteered to help fill bags one week each month, except when they are out of school in the summer.

We could not do all that we do without the help of groups like these.

Table 3
Financial History and Situation for 2022

Year	Bags Distributed	Households Served	Amount Spent
2001	2681	778	\$21,241
2002	2686	947	\$23,755
2003	2474	889	\$20,416
2004	2542	926	\$21,954
2005	2452	871	\$21,828
2006	2519	933	\$25,258
2007	2543	973	\$25,000
2008	3013	1136	\$40,939
2009	3256	1182	\$40,283
2010	3110	1131	\$41,428
2011	3324	1137	\$47,990
2012	3419	1210	\$59,230
2013	3384	1143	\$56,468
2014	3422	1161	\$55,443
2015	2977	1075	\$52,817
2016	2553	964	\$44,950
2017	2336	905	\$46,927
2018	2373	905	\$45,957
2019	1983	809	\$40,879
2020	1576	N/A	\$8,585
2021	1236	N/A	\$7,391
2022	1831	N/A	\$20,242
2023 (est.)	2000	N/A	

As the chart above illustrates, 2020 and 2021 represent a significantly different profile from either 2019 or 2022. Spending in 2023 is expected to increase, both due to inflation and an expected increase in the number of bags to be distributed. Because of these trends, we will continue to use Second Harvest Food Bank as much as possible, coordinating orders with our Food City procurements. Our goal this year is to maximize the use of their lower cost food to supplement and extend our financial resources while maintaining the quality and nutritional value of our bag contents.

Project Thanksgiving

The WRPC Food Pantry was given the opportunity this year to distribute 75 boxes of food to families in our community for Project Thanksgiving. We partnered with Kingsport City Schools for this effort and food was distributed from the Civic Auditorium. Project Thanksgiving is a program of WCQR 88.3 FM and Second Harvest Food Bank of NE Tennessee. The \$25 cost of the boxes is covered by community donations throughout our region. On November 9, 2021, families received a box of dry goods, a frozen chicken and a Bible. Kingsport City Schools employees picked up the food and distributed it to school families most in need. We have partnered with KCS for several years in this Thanksgiving distribution and are thankful we can help provide the food to our community.

Other Items

Items donated in volume for distribution were packages of diapers, laundry detergent, bars of soap, toothbrushes, toothpaste, and other personal hygiene products. Travelers also provided hotel-sized soap, shampoo, lotion, and other sample items. Our appreciation goes to each of our donors who make it possible for us to provide more than food on Friday mornings.

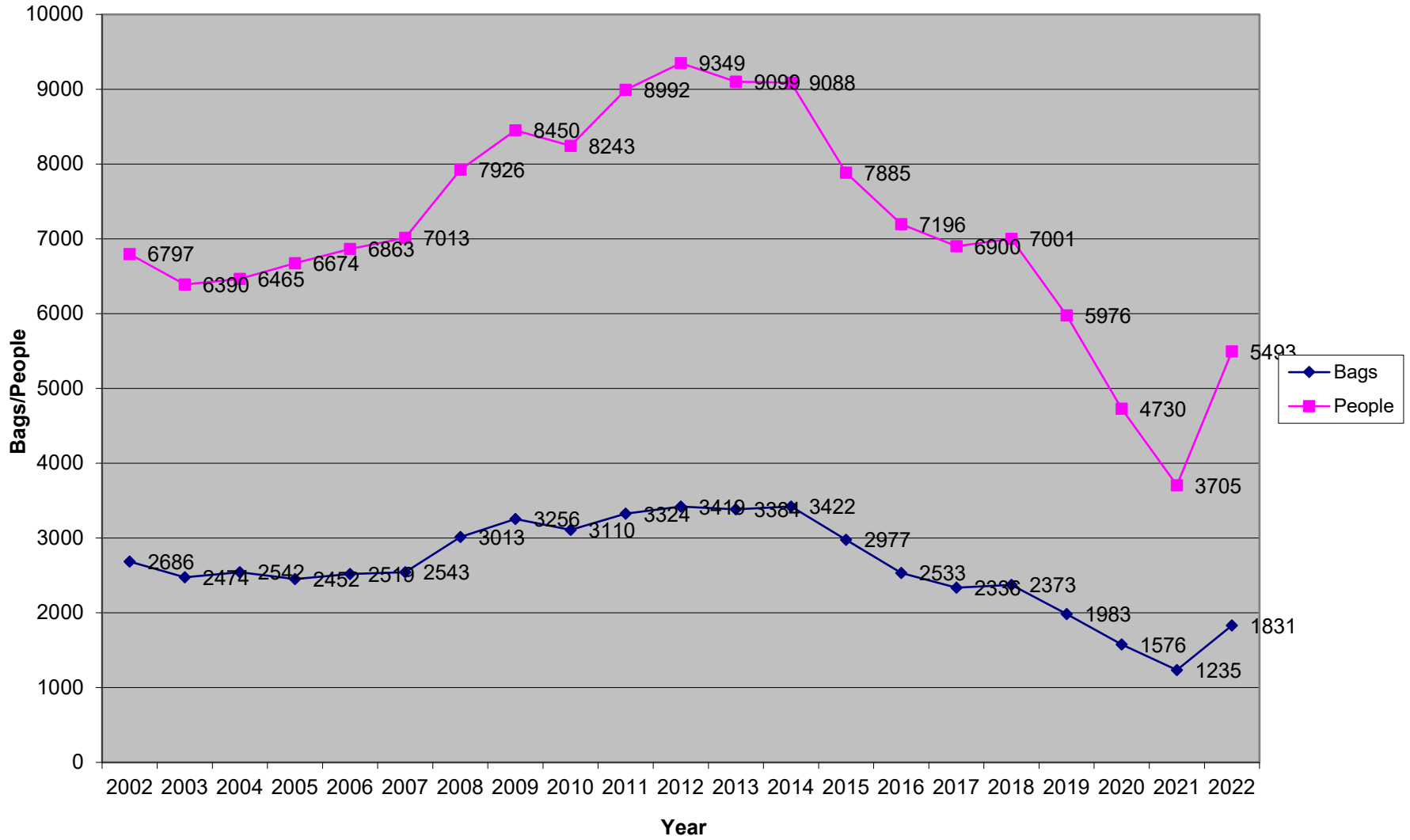
If you have any questions, comments, or need additional information, please feel free to contact me.

Peter Lodal, Director
423-292-2617
838pnl429@gmail.com

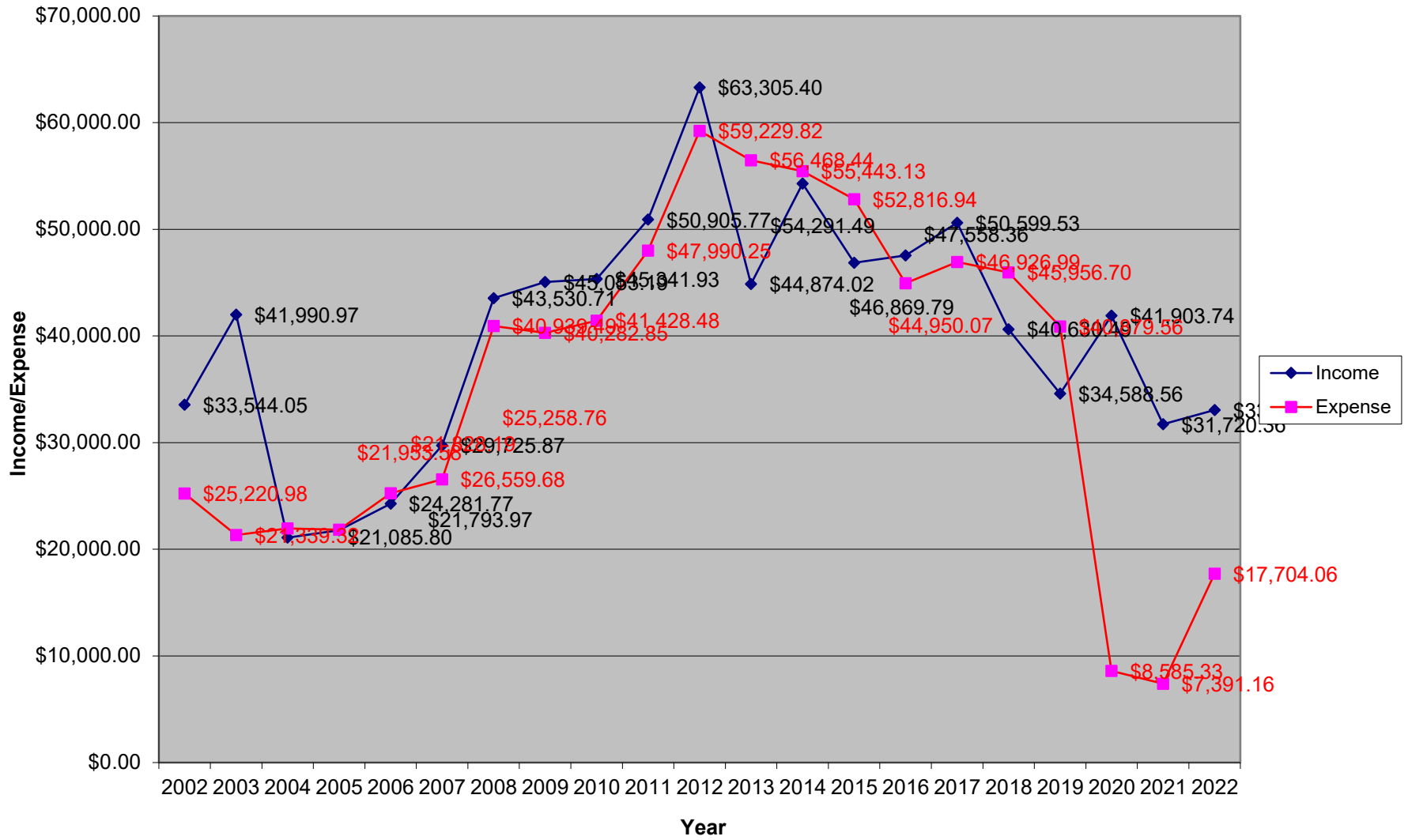
WRPC Food Pantry Christmas Cards

Year	# Cards Sent	Donations Received (incl. year-end gifts)	Card Designer(s)
1993	40	not available	Rainbow Kids (elementary children)
1994 - 1995	not available	not available	Rainbow Kids (elementary children)
1996 - 2001	not available	not available	Middle School Youth
2002	not available	"almost \$6,000"	Middle School Youth
2003	not available	\$1,900	Middle School Youth
2004	118	\$3,490	Photography by Mike Bus
2005	120+	\$4,500	Middle School Youth
2006	142	\$4,200+	Photography by Mike Bus
2007	150+	\$5,888	Barb Kotchevar
2008	204	\$9,300	Barb Kotchevar
2009	143	\$6,960	Barb Kotchevar
2010	192	\$5,095	Barb Kotchevar
2011	254	\$9,585	Barb Kotchevar
2012	190	\$10,605	Barb Kotchevar
2013	171	\$9,795	Barb Kotchevar
2014	176	\$9,830	Barb Kotchevar
2015	171	\$8,870	Judi Easley
2016	132	\$6,835	Judi Easley, Amy Boyles
2017	118	\$8,767	Judi Easley, Amy Boyles
2018	176	\$10,058	Judi Easley, Amy Boyles
2019	128	\$8,030	Trinity Gibson (& children), Jay Huron, Amy Boyles
2020	155	\$13,065	Susan Lodal, Amy Boyles, Judi Easley
2021	129	\$6,200	Judi Easley, Amy Boyles, Susan Lodal
2022	122	\$6,280	Karen Carman, Judi Easley, Amy Boyles

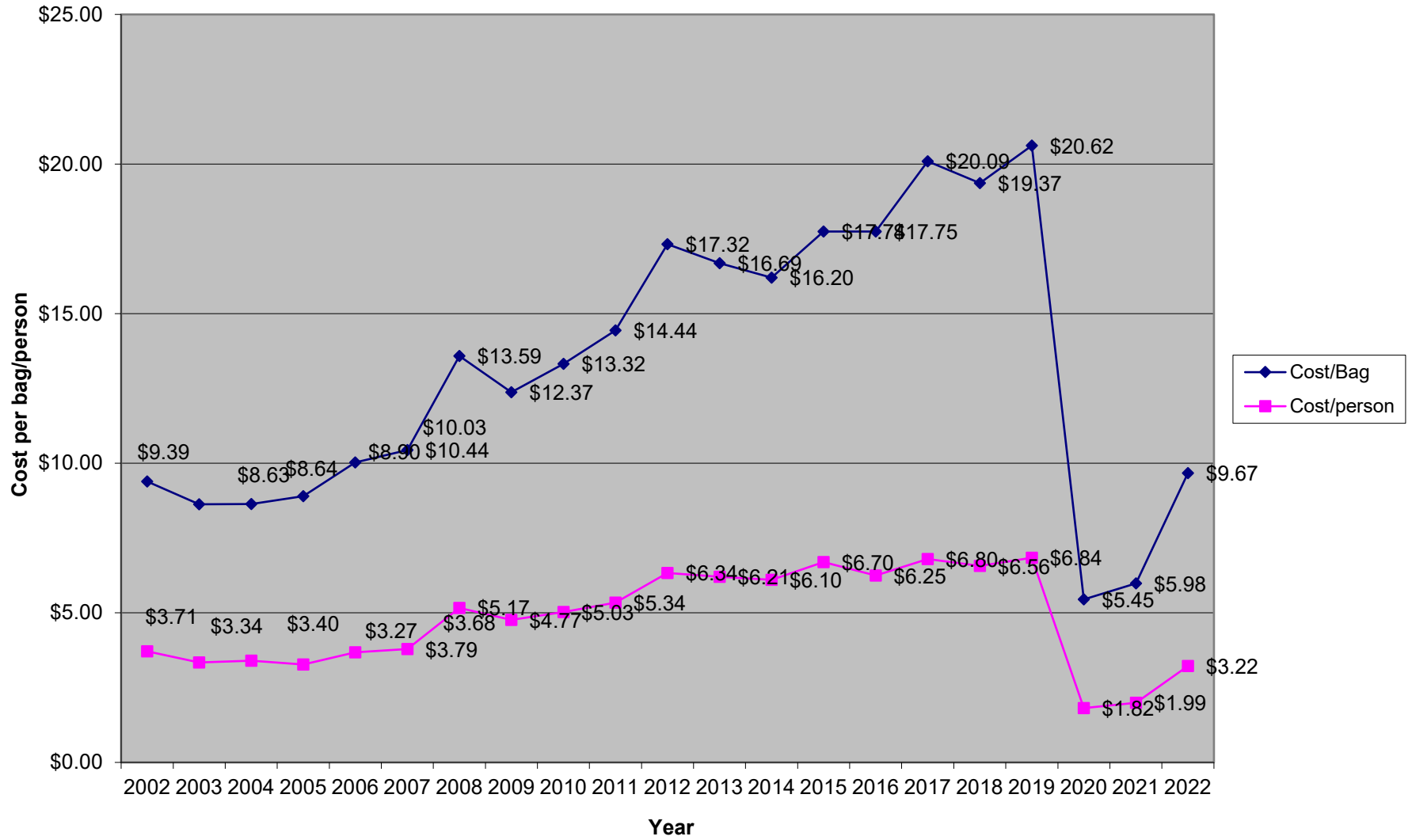
Number of Bags and People Served 2002-2022



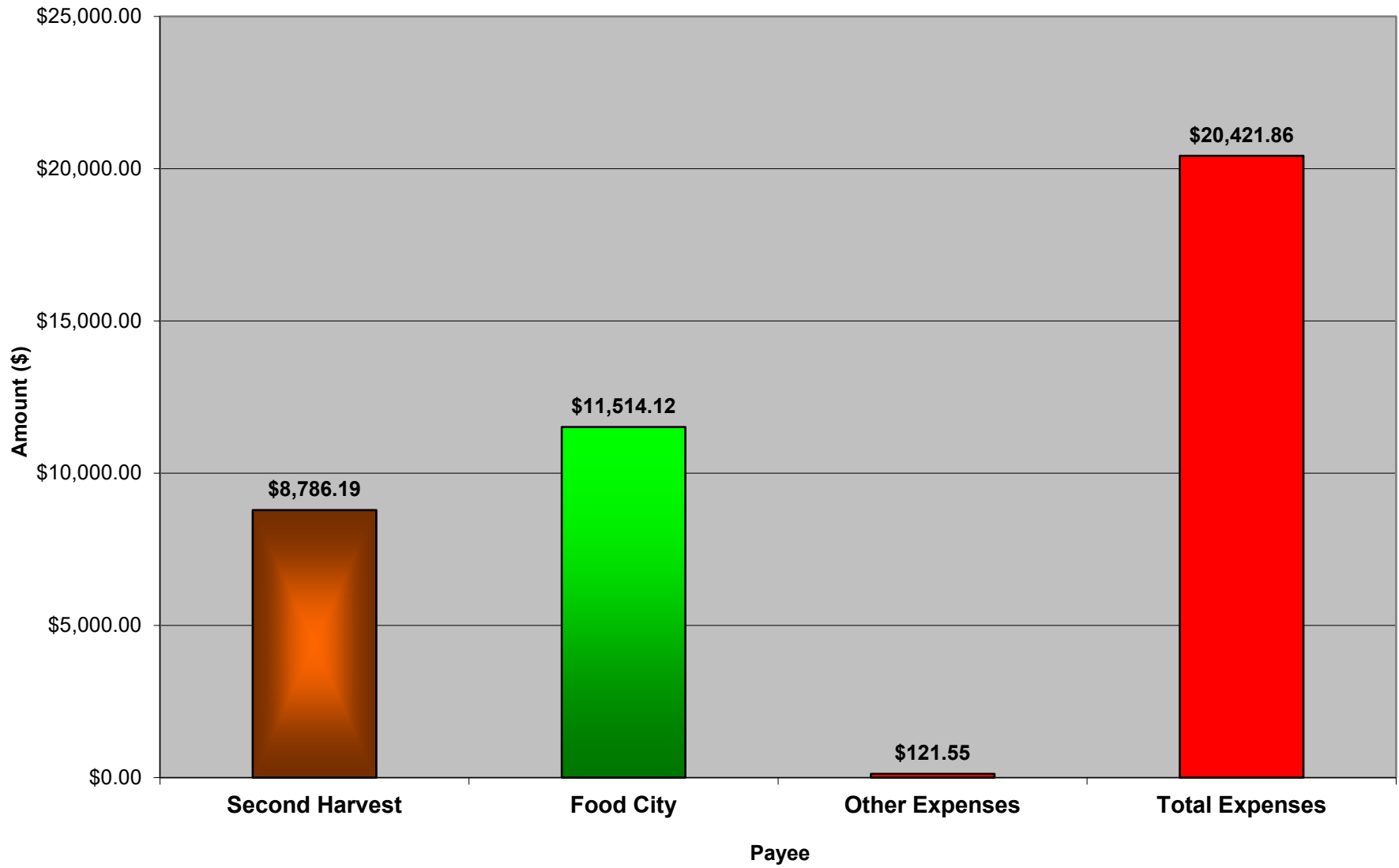
Income and Expense 2002-2022



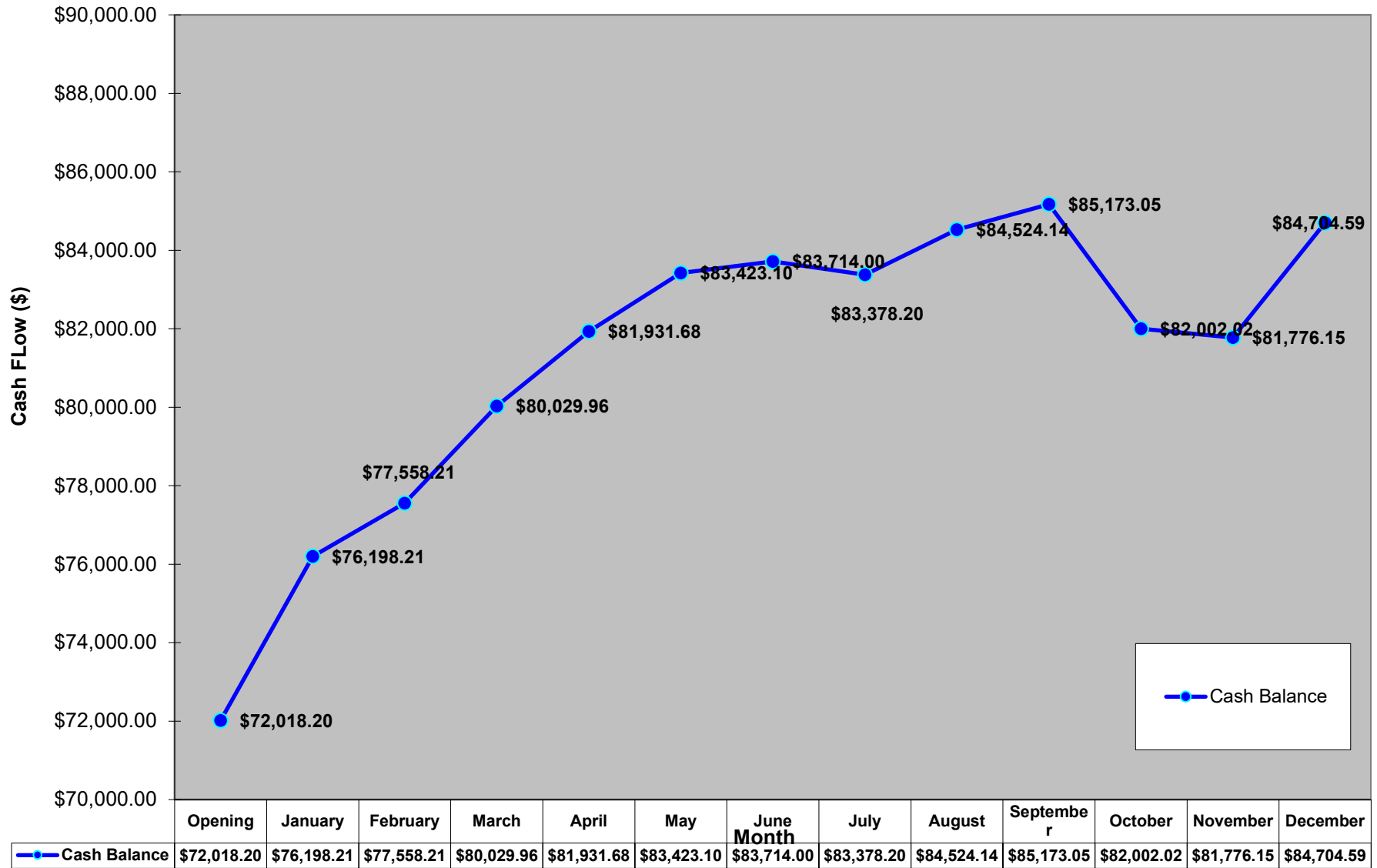
Cost per Bag/Person 2002-2022



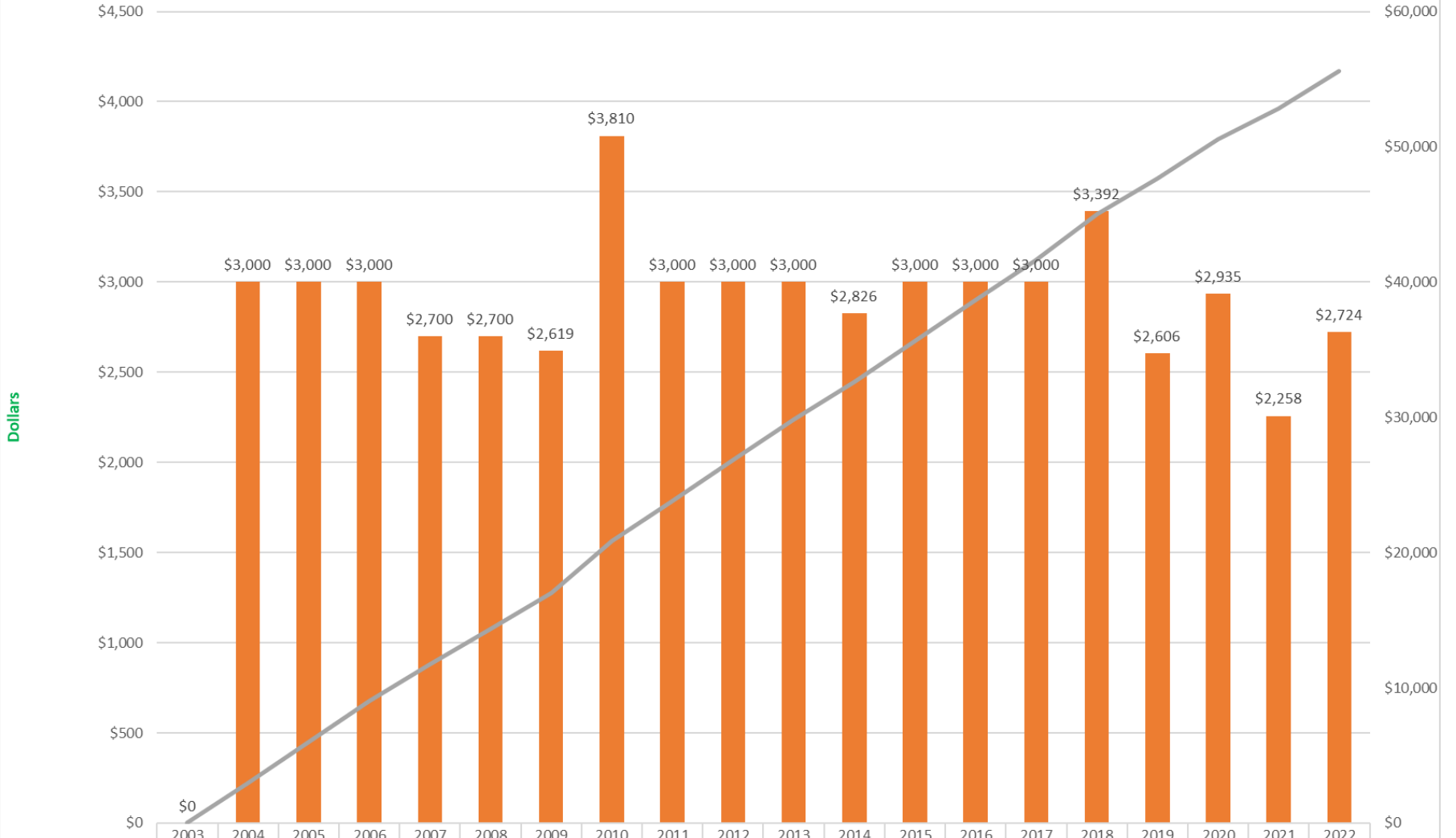
Food Pantry Payees 2022



Food Pantry Cash Flow by Month--2022

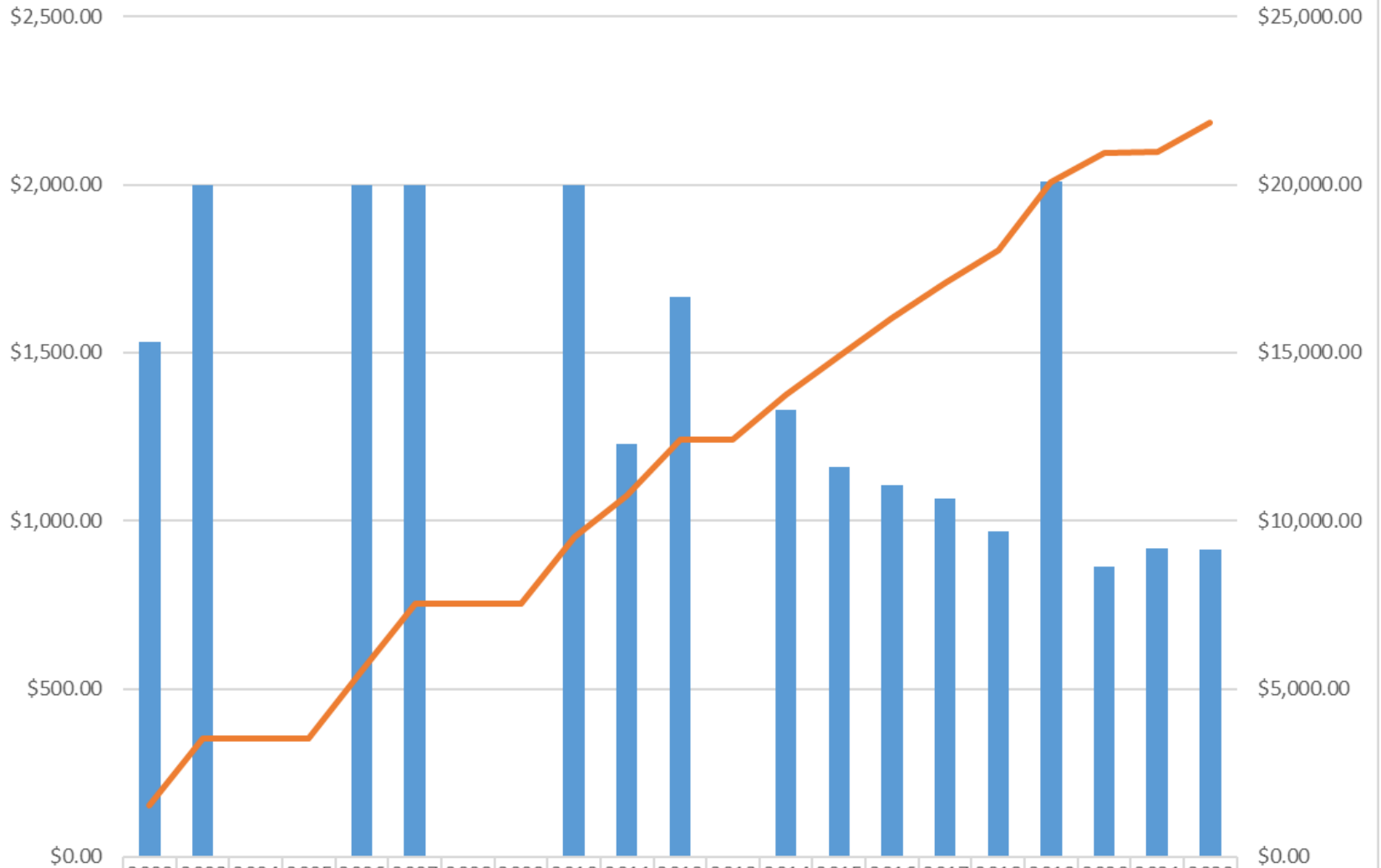


Waverly Road Food Pantry EFSP Grants 2003-2022



■	Amount	\$0	\$3,000	\$3,000	\$3,000	\$2,700	\$2,700	\$2,619	\$3,810	\$3,000	\$3,000	\$3,000	\$2,826	\$3,000	\$3,000	\$3,000	\$3,392	\$2,606	\$2,935	\$2,258	\$2,724
—	Total Amount	\$0	\$3,000	\$6,000	\$9,000	\$11,700	\$14,400	\$17,019	\$20,829	\$23,829	\$26,829	\$29,829	\$32,655	\$35,655	\$38,655	\$41,655	\$45,047	\$47,653	\$50,588	\$52,846	\$55,570

Holston Presbytery Hunger Grants 2002-2022



Grant	\$1,5	\$2,0	\$0.0	\$0.0	\$2,0	\$2,0	\$0.0	\$0.0	\$2,0	\$1,2	\$1,6	\$0.0	\$1,3	\$1,1	\$1,1	\$1,0	\$969	\$2,0	\$864	\$916	\$915
Total Grant	\$1,5	\$3,5	\$3,5	\$3,5	\$5,5	\$7,5	\$7,5	\$7,5	\$9,5	\$10,	\$12,	\$12,	\$13,	\$14,	\$16,	\$17,	\$18,	\$20,	\$20,	\$20,	\$21,

Grant Total Grant