

Waverly Road Presbyterian Church Food Pantry

2023 Annual Report

Summary

The WRPC Food Pantry had another successful year in 2023. We continued our modified delivery method.

Attached to this report are several graphs and charts that provide the details of what was accomplished in 2023. Table 1 below provides an overall summary of 2023, as compared to 2022:

Table 1
Food Pantry Summary Data

Item	2022	2023	Change
Total Bags Served	1831	2018	+187
Total Households Served	N/A	N/A	N/A
Average Visits per Family	N/A	N/A	N/A
Average Bags Served per Month	152.6	168.2	+15.6
Total People Served	5493 (est.)	6054	+561
Average People Served per Month	458	505	+47
Average Family Size	N/A	N/A	N/A
Net Income	\$33,042.01	\$28,211.94	-\$4,830.07
Net Expenditures	\$20,241.86	\$26,324.54	+\$6,082.68

Total Volunteers who worked in 2023: 50

2023 Highlights

During 2023, Peter Lodol served as the Food Pantry Director and Susan Lodol continued to coordinate the Christmas Card Project. Jane Hunter organized the repackaging of bakery products from Panera Bread's "Day-End Dough-Nations®" program.

While the vast majority of the Food Pantry's clients are most likely coming from the city of Kingsport, we had no firm data to go by, as we discontinued keeping computer-based data at the onset of the pandemic restrictions in March 2020. In 2023, both Second Harvest and Food City were the Food Pantry's sources of supply.

The basic bag for 2023 was again variable, dependent upon availability from Second Harvest. As of the beginning of 2023, the Second Harvest procurement is now being shared between Craig Sass, Peter Lodol, and the Eldredge family (Diana, Eddie, and Michael), with Steve Bingham as an alternate.

Panera Bread in Kingsport continued its “Day-End Dough-Nations®” program of donating bakery products not sold on Wednesdays for our distribution on Fridays. While the amount varies from week to week, on average each week we receive more than 100 pounds of bread, bagels, and other baked goods. These baked goods have been well received by our clients. Extras were shared with other agencies meeting hunger needs (such as the Salvation Army) or placed in the WRPC Blessing Box, which has proved very popular.

2023 saw a substantial increase in the number of bags served, with our weekly average increasing significantly (10.2%) over 2022, after a three-year period of declining numbers. The distribution method for all of 2023 was the same as for 2022--pre-packed bags (with extra item as available) being distributed outdoors under the Fellowship Hall awning. Some of these extras are placed on the outside table for clients to choose from and other non-perishable extras are added to the Blessing Box when the Food Pantry closes at noon on Friday for self-pickup. Most importantly, as we did in 2022, our Food Pantry remained open every Friday of 2023 thanks to the dedication of our volunteers.

Financially, our position remains strong. While we had a slight increase in giving of \$1,321.65, our expenses were well-controlled though noticeably higher than in 2022. Our year-end balance was over \$82,000, the strongest starting balance for the Food Pantry in more than 20 years. For the third year in a row, we did not request any contributions from the Mission Action Plan, thus freeing up those funds for other mission needs.

The Christmas Card Project and year-end giving were again a success, generating a total of \$5,505 with 117 cards delivered. The card was created by Judi Easley, Susan Lodol, Karen Carman, and Amy Boyles. Cards were assembled by the Sunday Sisters (Sunday School Class). The chart on page 6 shows the history of the Christmas Card project since its inception in 1993. In that time, more than 3,000 cards have been sent and more than \$160,000 has been donated to the Food Pantry through this project and year-end giving.



2023 Funding

Funding for the Waverly Road Food Pantry in 2023 came from multiple sources, as shown in Table 2:

Table 2
Funding Sources

Funding Source	Dollar Amount	% Receipts
WRPC Mission Action Plan (funds were not requested)	\$0	0%
Individual Contributions	\$19,432.40	66.6%
Memorial Contributions	\$2,805.00	10.7%
Holston Presbytery Hunger Grant	\$0	0%
FEMA Grant	\$0	0%
KVAT (Food City) Contribution (Race Against Hunger)	\$3,000.00	11.4%
Christmas Card and End-of-Year Donations (included in Individual Contribution Total)	\$5,505	20.9%
Outside Organization Donations	\$2,974.54	11.3%
Churches	\$2,674.54	
Others	\$300.00	
TOTAL	\$28,211.94	100%

Note: Neither the Holston Presbytery Hunger Grant nor the FEMA grant were applied for in 2023, for various reasons. As can be seen from the data, a substantial portion of the Food Pantry budget comes from significant individual contributions (both financial and in-kind), memorials, and contributions from churches and other outside organizations. The contributing groups include:

Churches and Community Groups

- First Presbyterian Church, Kingsport
- Preston Hills Presbyterian Church
- Bethel Presbyterian Church
- Cora Cox Academy, Kingsport City Schools



First Presbyterian collects a White Gift Offering of both food and financial contributions each December that comes to us in the way of a generous check and many filled bags of groceries ready to distribute.

Preston Hills Presbyterian members have been regular volunteers and substitutes for bag packing again for us in 2023.

Cora Cox Academy students and teachers volunteered to help fill bags part of the school year.

Bethel Presbyterian collects canned goods and other non-perishable food items several times per year for our pantry.

We could not do all that we do without the help of groups like these.

Table 3
15 Year Food Pantry Financial History

Year	Bags Distributed	Households Served	Amount Spent
2009	3256	1182	\$40,283
2010	3110	1131	\$41,428
2011	3324	1137	\$47,990
2012	3419	1210	\$59,230
2013	3384	1143	\$56,468
2014	3422	1161	\$55,443
2015	2977	1075	\$52,817
2016	2553	964	\$44,950
2017	2336	905	\$46,927
2018	2373	905	\$45,957
2019	1983	809	\$40,879
2020	1576	N/A	\$8,585
2021	1236	N/A	\$7,391
2022	1831	N/A	\$20,242
2023	2028	N/A	\$28,212

As the table above illustrates, 2020, 2021 and 2022 represent significantly different profiles from either 2019 (pre-COVID) or 2023. 2023 is closer to our pre-COVID distribution levels. Spending in 2024 is expected to increase, both due to inflation and an expected increase in the number of bags to be distributed. Because of these trends, we will continue to use Second Harvest Food Bank as much as possible, coordinating orders with our Food City procurements. Our goal this year is to maximize the use of their lower cost food to supplement and extend our financial resources while maintaining the quality and nutritional value of our bag contents. In 2023, our expenditures at Second Harvest constituted 61.8% of our overall food expenditures.

Project Thanksgiving

The WRPC Food Pantry was given the opportunity this year to distribute 75 boxes of food to families in our community for Project Thanksgiving. We partnered with Kingsport City Schools for this effort and food was distributed from the Civic Auditorium. Project Thanksgiving is a program of WCQR 88.3 FM and Second Harvest Food Bank of NE Tennessee. The \$25 cost of the boxes is covered by community donations throughout our region. On November 15, 2023, families received a box of dry goods, a frozen chicken, and a Bible. Kingsport City Schools employees picked up the food and distributed it to school families most in need. We have partnered with KCS for several years in this Thanksgiving distribution and are thankful we can help provide this food to our community.



Other Items

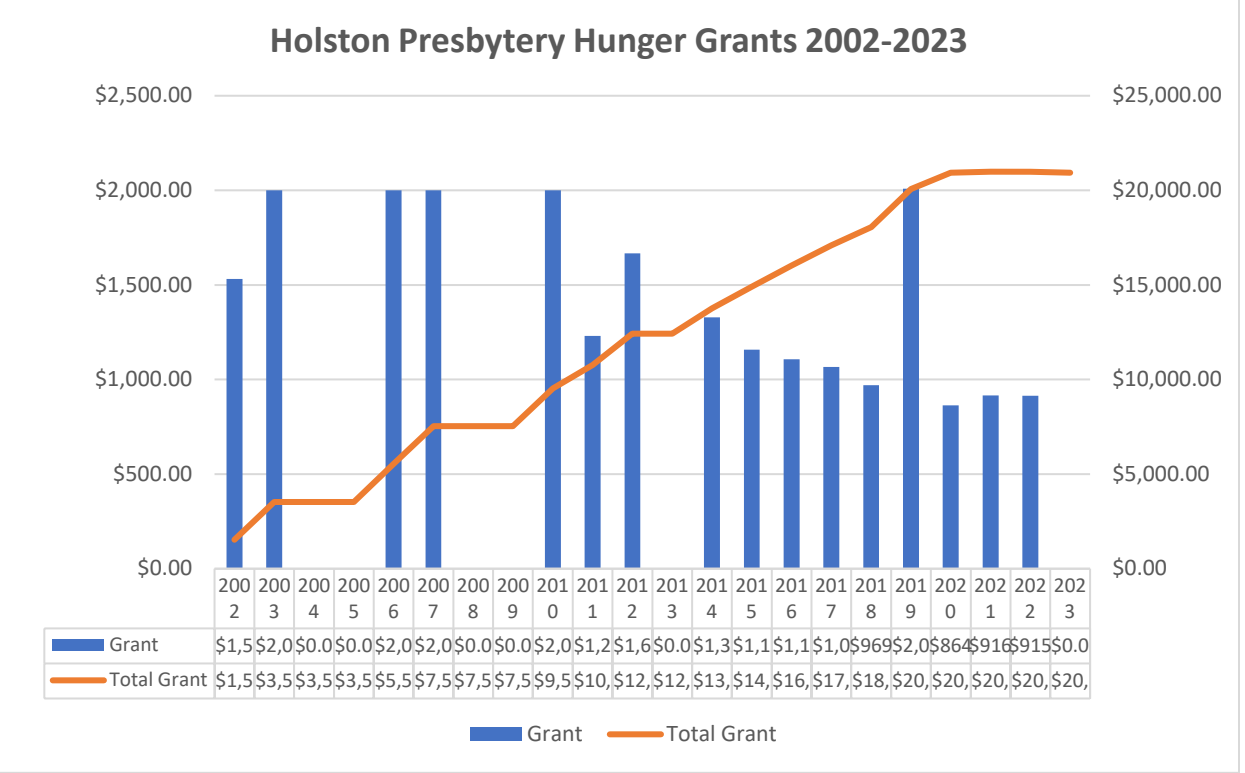
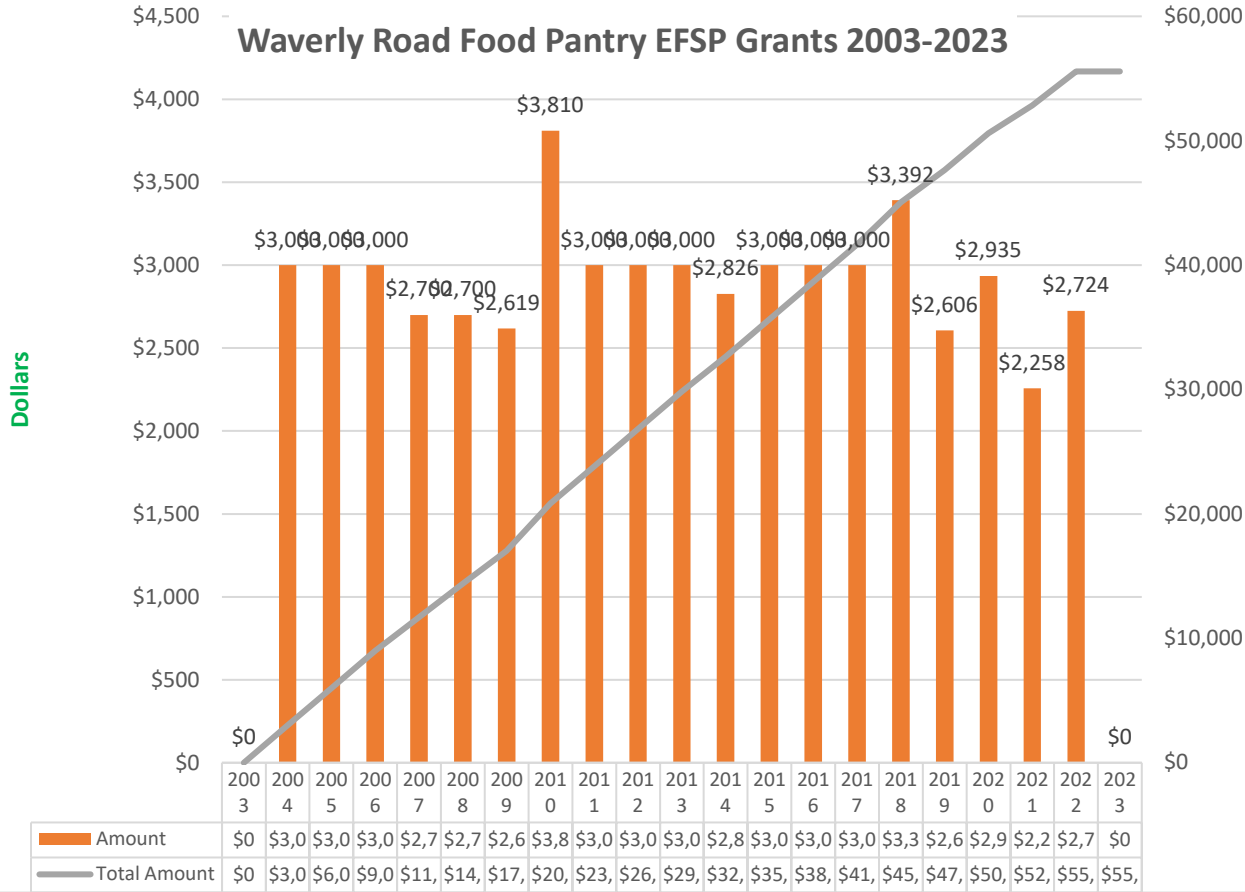
Items donated in volume for distribution were packages of diapers, toilet paper, laundry detergent, bars of soap, toothbrushes, toothpaste, and other personal hygiene products. Travelers also provided hotel-sized soap, shampoo, lotion, and other sample items. Our appreciation goes to each of our donors who make it possible for us to provide more than food on Friday mornings.

If you have any questions, comments, or need additional information, please feel free to contact me.

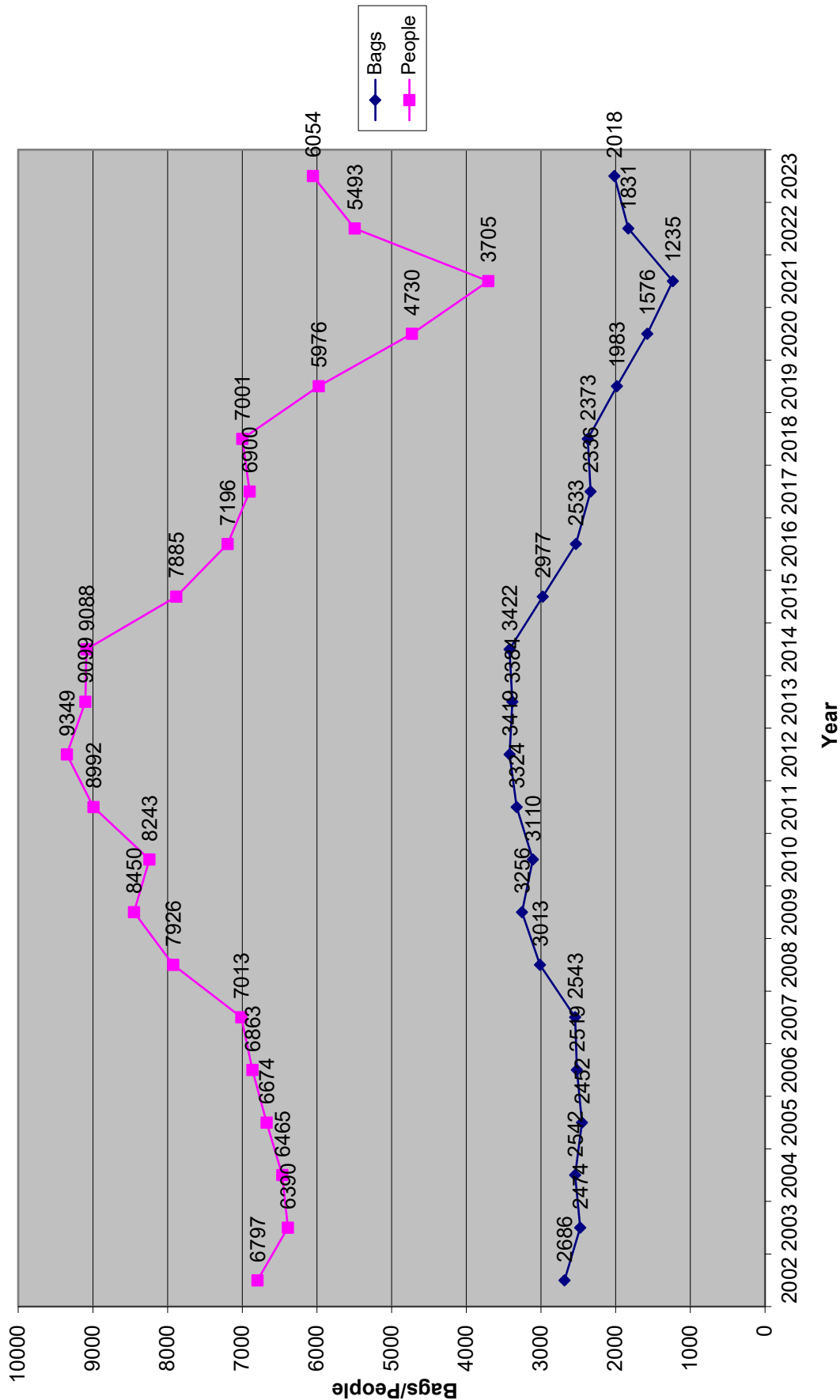
Peter Lodal, Director
423-292-2617
838pnl429@gmail.com

WRPC Food Pantry Christmas Cards

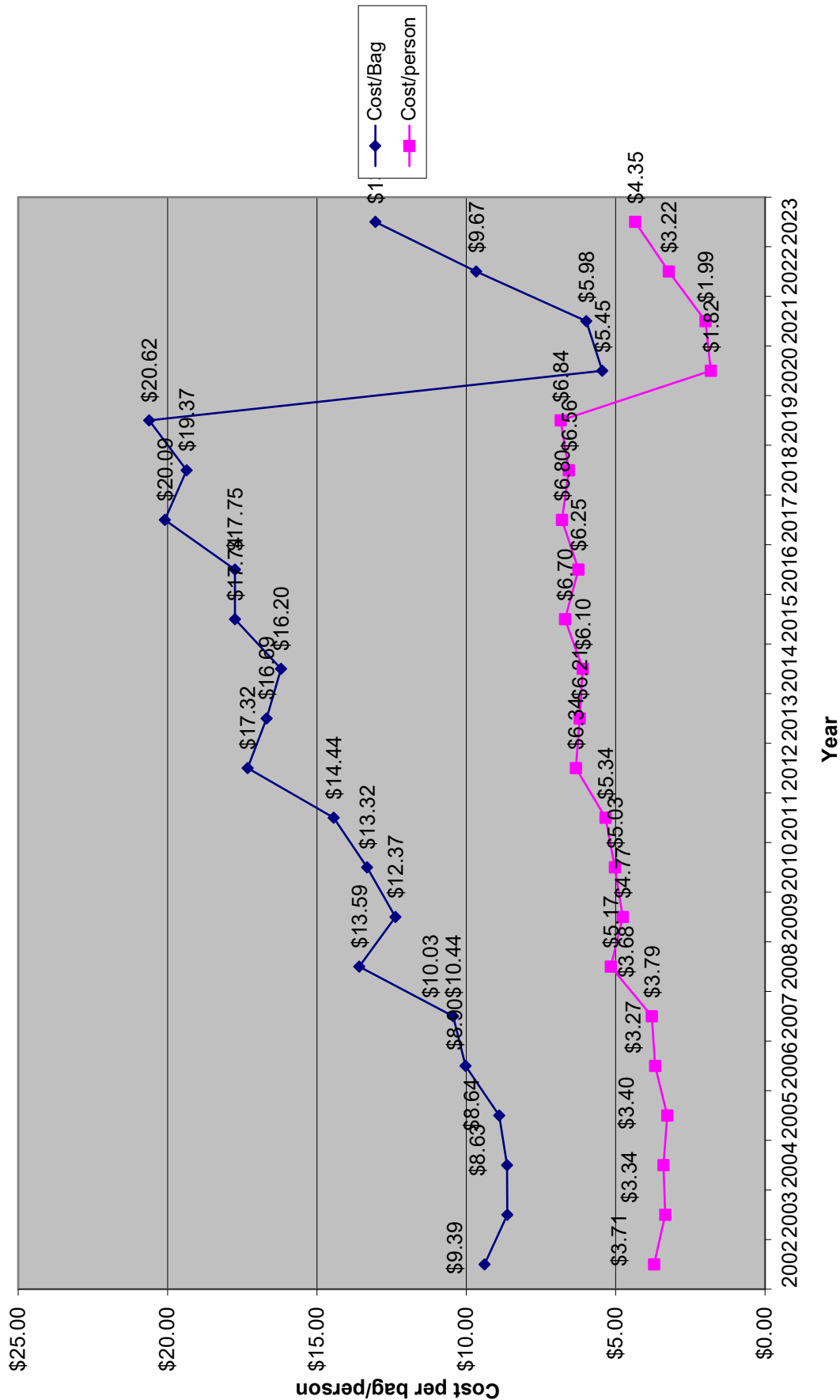
Year	# Cards Sent	Donations Received (incl. year-end gifts)	Card Designer(s)
1993	40	not available	Rainbow Kids (elementary children)
1994 - 1995	not available	not available	Rainbow Kids (elementary children)
1996 - 2001	not available	not available	Middle School Youth
2002	not available	"almost \$6,000"	Middle School Youth
2003	not available	\$1,900	Middle School Youth
2004	118	\$3,490	Photography by Mike Bus
2005	120+	\$4,500	Middle School Youth
2006	142	\$4,200+	Photography by Mike Bus
2007	150+	\$5,888	Barb Kotchevar
2008	204	\$9,300	Barb Kotchevar
2009	143	\$6,960	Barb Kotchevar
2010	192	\$5,095	Barb Kotchevar
2011	254	\$9,585	Barb Kotchevar
2012	190	\$10,605	Barb Kotchevar
2013	171	\$9,795	Barb Kotchevar
2014	176	\$9,830	Barb Kotchevar
2015	171	\$8,870	Judi Easley
2016	132	\$6,835	Judi Easley, Amy Boyles
2017	118	\$8,767	Judi Easley, Amy Boyles
2018	176	\$10,058	Judi Easley, Amy Boyles
2019	128	\$8,030	Trinity Gibson (& children), Jay Huron, Amy Boyles
2020	155	\$13,065	Susan Lodal, Amy Boyles, Judi Easley
2021	129	\$6,200	Judi Easley, Amy Boyles, Susan Lodal
2022	122	\$6,280	Karen Carman, Judi Easley, Susan Lodal, Amy Boyles, Sunday Sisters
2023	117	\$5,505	Karen Carman, Judi Easley, Susan Lodal, Amy Boyles, Sunday Sisters



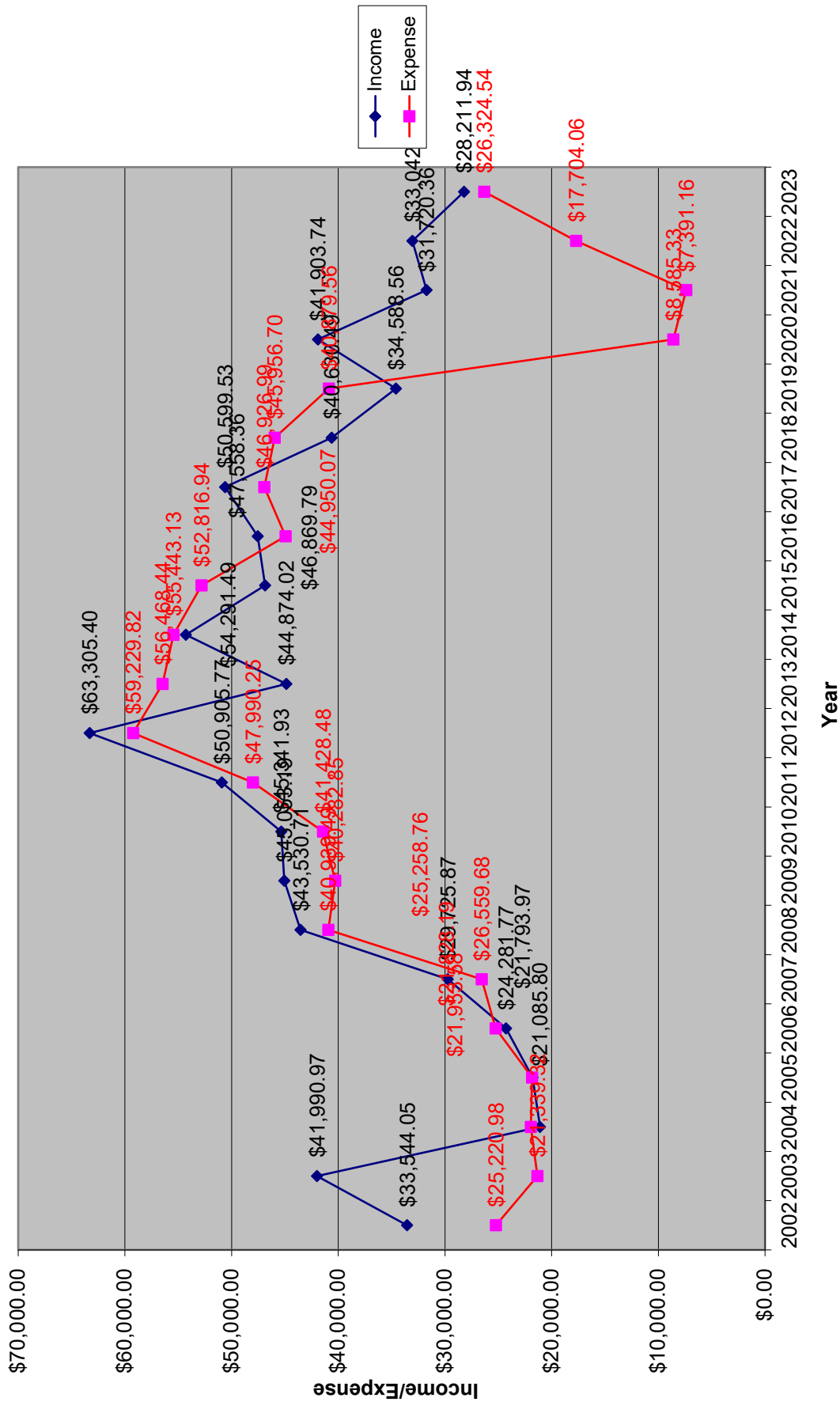
Number of Bags and People Served 2002-2023



Cost per Bag/Person 2002-2023



Income and Expense 2002-2023



Food Pantry Payees 2023

